

1.  
Mount the jack on the panel as shown in figure 1 and 2.

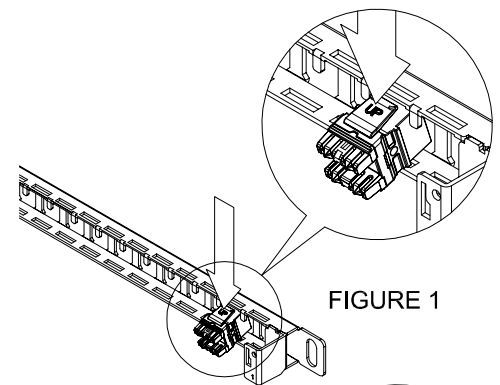


FIGURE 1

2.  
To mount the cable management , align the bar to the opening of the panel as shown in figure 3.

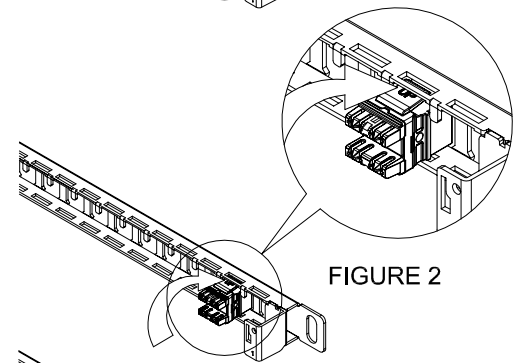


FIGURE 2

3.  
Push the cable management bar to fix the management on the panel, as shown in figure 4 and 5.

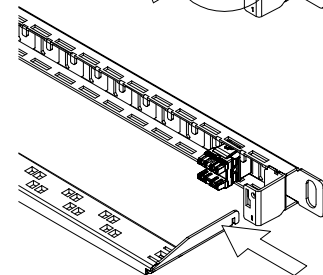


FIGURE 3

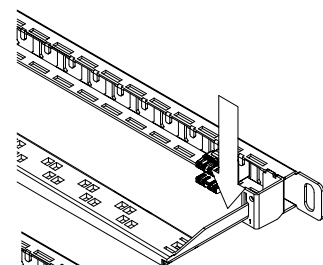


FIGURE 4

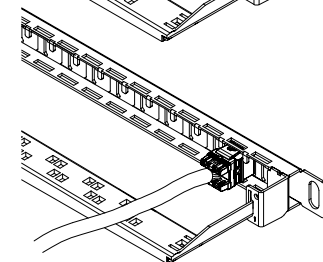


FIGURE 5

4.  
Use a cable tie to fix the cable on the cable management as shown in figure 6.

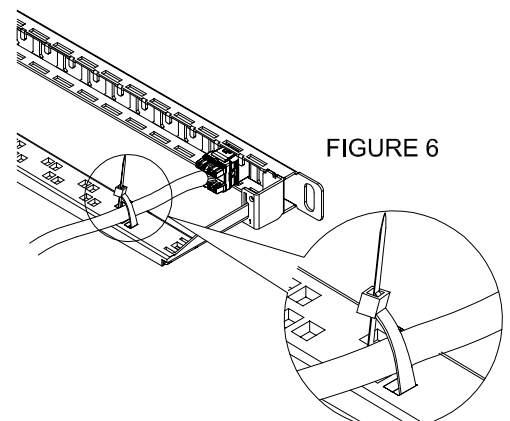


FIGURE 6